





# HIRAM

## Habitat

PRODUCT DATA SHEET  
EUROPEAN LARCH  
SOLID BOARDS



---

#### GENERAL INFORMATION

- 1** 1.1 Origin of our timber  
1.2 The manufacturing process

---

#### PRODUCT INFORMATION

**2**

---

#### VARIATIONS

- 3** 3.1 Country house style with flat sawn or rift sawn planks

---

#### SURFACES

- 4** 4.1 Grading descriptions  
4.2 Surface treatment

# General 1 Information

---

## ORIGIN OF OUR TIMBER

### 1.1

Our company's larchwood comes from German forests. The trees are all grown exclusively in sustainably managed forests, for 60 to 120 years - until we select and process them. After felling, the tree trunks are processed into sawn timber and dried in our partner sawmills.




---

## THE MANUFACTURING PROCESS

### 1.2

First of all, the wood is air-dried. Each type of wood has its own drying time. The second drying phase takes place in state-of-the-art drying kilns, where the wood is dried down to the required residual moisture.

Well seasoned, the boards reach our production facility to be crafted and processed. They are (pre-) planed and trimmed, defects are rejected, loose knots are glued, they are planed again and cut to final size. Knots and other irregularities are treated with a special filler and the surface is finally sanded.



# Product

## 2 Information



<b>Thickness x Widths</b>	28 x 200   250 mm <i>*view 3. Country house style with flat sawn or rift sawn planks</i>
<b>Length options</b>	Room-length planks in 5 m lengths Variable/random lengths: 1-5 m
<b>Grading</b>	URBAN CLASSIC or COUNTRY CLASSIC <i>*view 4.1 Grading descriptions</i>
<b>Profiling</b>	Longsides T&G – floorboards in room lengths Four sides T&G – variable/random boards Rear face with relief grooves
<b>Bevel</b>	Optional Longsides with micro-bevel 1.5 mm or straight-edged Butt joints are straight-edged
<b>Wood moisture content</b>	8- 10%
<b>Knot filler</b>	Colour adapted to wood species
<b>Top layer</b>	Sanded with 80 grit, without treatment
<b>Surface treatment</b>	Optional Brushed or fine-sanded, 100, 120 grit + lye, oils, floor soaps oxidatively drying <i>*view 4.2 Surface treatment</i>
<b>Bottom Layer</b>	Planed (Unplaned surfaces may result in hollows or remnants of bark)
<b>Brinell-hardness (N/mm<sup>2</sup>)</b>	19
<b>Fire protection class</b>	accord. to DIN EN 13501-1 → Cfl-s1
<b>Thermal insulation resistance</b>	Thickness 20 mm = 0.15
<b>Formaldehyde emission</b>	0
<b>Density (kg/m<sup>3</sup>)</b>	570
<b>Installation</b>	Full-surface glued or screwed down
<b>Recommended glue</b>	Stauf SPU 570
<b>Underfloor heating</b>	Possible with max. 27°C surface temperature

## 3 Variations

### COUNTRY HOUSE STYLE WITH FLAT SAWN OR RIFT SAWN PLANKS

#### 3.1

Country house planks are available either flat sawn or rift- & quarter-sawn. The wider chateau planks are flat sawn, which results in a somewhat livelier annual ring pattern. In rift-sawn planks, on the other hand, the annual rings run evenly in one direction, so that the grain of the floor appears calmer overall.

# 4 Surfaces

## GRADING DESCRIPTIONS



### 4.1

#### COUNTRY CLASSIC

The natural grade has a healthy knot pattern with a higher number of slightly larger knots. Natural colour differences may occur, and knots or irregularities may be filled. The size of the knots depends on the type of wood and dimensions of the planks. In an interior, this grading creates character and a feeling of comfort.



#### URBAN CLASSIC

This assortment contains almost knot-free to small-knot planks. Natural colour differences may occur. The overall room effect is calm and elegant.



## SURFACE TREATMENT

### 4.2

Our planks can be delivered pre-sanded and untreated or factory-finished, brushed and surface treated. A colourless oil reinforces and deepens the red colour of the larch, while lye and white-pigmented oils tend to tone down the vibrancy of the wood and make the floor look discreet and harmonious.